



FEEL THE SAVOR OF LIFE

Crevil

EXITANS EPIDERMIS SCALP CALMING SERUM

REBALANCES
SCALP SKIN
MICROBIOTA TO
REDUCE SCALP &
SKIN DISORDERS

UNIQUE
BINDING
ENSURES A
MECHANISM
FOR DEEP
HYDRATION

IMPROVES
THE STATE OF
CAPILLARY
SEBORRHEIC
DERMATITIS

INSTANT AND
LONG-LASTING
CALMING PEPTIDE
SERUM

Exitans

EPIDERMIS



Natural and
plant derived
with Polysaccharides



Exitans Epidermis

**INSTANT AND
LONG-LASTING CALMING**

RESTORE SCALP SERUM

A CONCENTRATED PEPTIDE SERUM
FOR SENSITIVE DRY, ITCHY, FLAKY,
OILY AND ODOROUS SCALP. IT VISIBLY
REDUCES IRRITATION AND RESTORES
THE SKIN'S ACID PH. SUITABLE FOR
ALL SKIN TYPES.

50 ML e 1,7 FL OZ

50 ML e 1,7 FL OZ

RESTORE SCALP SERUM

**LONG-LASTING CALMING
INSTANT AND**

50 ML e 1,7 FL OZ

ALL SKIN TYPES.
THE SKIN'S ACID PH. SUITABLE FOR
REDUCES IRRITATION AND RESTORES
OILY AND ODOROUS SCALP. IT VISIBLY
FOR SENSITIVE DRY, ITCHY, FLAKY,
A CONCENTRATED PEPTIDE SERUM

THE SCALP IS THE ANATOMICAL AREA BORDERED BY THE HUMAN FACE AT THE FRONT, AND BY THE NECK AT THE SIDES AND BACK

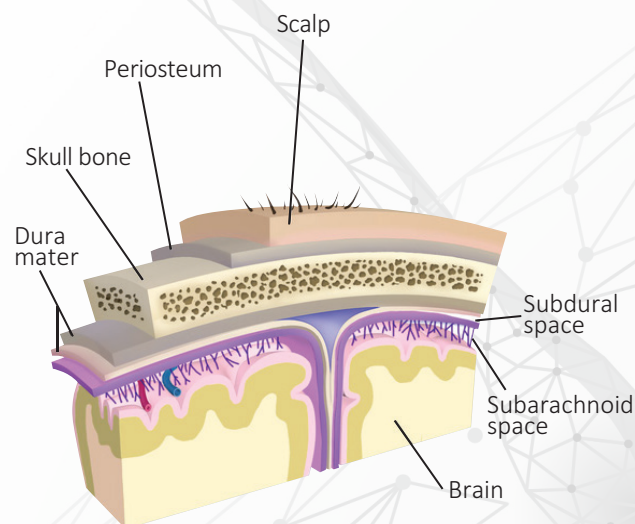
SCALP STRUCTURE

The scalp is usually described as having five layers, which can conveniently be remembered as a mnemonic

S: The skin on the head from which head hair grows. It contains numerous sebaceous glands and hair follicles.

C: Connective tissue. A dense subcutaneous layer of fat and fibrous tissue that lies beneath the skin, containing the nerves and vessels of the scalp.

A: The aponeurosis called epicranial aponeurosis (or Galea aponeurotica) is the next layer. It is a tough layer of dense fibrous tissue which runs from the frontalis muscle anteriorly to the occipitalis posteriorly.



Layers covering the Brain

Blausen.com staff (2014). «Medical gallery of Blausen Medical 2014». WikiJournal of Medicine 1 (2). DOI:10.15347/wjm/2014.010. ISSN 2002-4436

L: The **loose areolar connective tissue layer** provides an easy plane of separation between the upper three layers and the pericranium. In scalping the scalp is torn off through this layer. It also provides a plane of access in craniofacial surgery and neurosurgery. This layer is sometimes referred to as the "danger zone" because of the ease by which infectious agents can spread through it to emissary veins which then drain into the cranium. The loose areolar tissue in this layer is made up of random collagen I bundles, collagen III. It will also be rich in glycosaminoglycans (GAGs) and will be constituted of more matrix than fibers. This layer allows the more superficial layers of the scalp to shift about in relation to the pericranium.

P: The **pericranium** is the periosteum of the skull bones and provides nutrition to the bone and the capacity for repair. It may be lifted from the bone to allow removal of bone windows (craniotomy).

The clinically important layer is the aponeurosis. Scalp lacerations through this layer mean that the "anchoring" of the superficial layers is lost and gaping of the wound occurs which would require suturing. This can be achieved with simple or vertical mattress sutures using a non-absorbable material, which are subsequently removed at around days 7-10.

SCALP CONDITIONS

The scalp is the anatomical area bordered by the face at the front and by the neck at the sides and back. It is characterized by a usually high density of terminal hair growth with numerous sebaceous glands that contribute to a specific microenvironment with significant differences from the rest of the skin. The scalp is a rich environment for microbes.

Ecologically, sebaceous areas have greater species richness than dry ones, with implications both for skin physiology and pathologic conditions. Specifically, dandruff and seborrheic dermatitis, psoriasis, atopic dermatitis, and ultimately alopecia represent pathologic conditions, in which oxidative stress is very commonly detected.

Quantitation of lipid peroxidation is a particularly prevalent method in dermatology to detect the underlying oxidative stress



SCALP PROBLEM

SENSITIVE SCALP

Sensitive skin, also referred to as reactive, hyperreactive, intolerant, and ***irritable skin***, is defined as the onset of ***prickling, burning, or tingling sensations with or without pain or pruritus***.

FACTORS OF SENSITIVE SCALP

- **Physical:** ultraviolet radiation, heat, cold, and wind
- **Chemical:** cosmetics, soap, water, and pollution
- **Psychogenic:** stress
- **Hormonal:** menstrual cycle

EXITANS EPIDERMIS

Instant and long-lasting calming peptide serum
A concentrated peptide serum for sensitive dry, itchy, flaky, oily and odorous scalp. It soothes irritation and restores the skin's Acid pH. Suitable for all skin type.

ACTIVE INGREDIENTS

- Capryloyl Glycine
- Saccharide Isomerate
- Dihydroavenanthramide D
- Zizyphus Joazeiro Bark Extract



1. CAPRYLOYL GLYCINE

GLYCINE

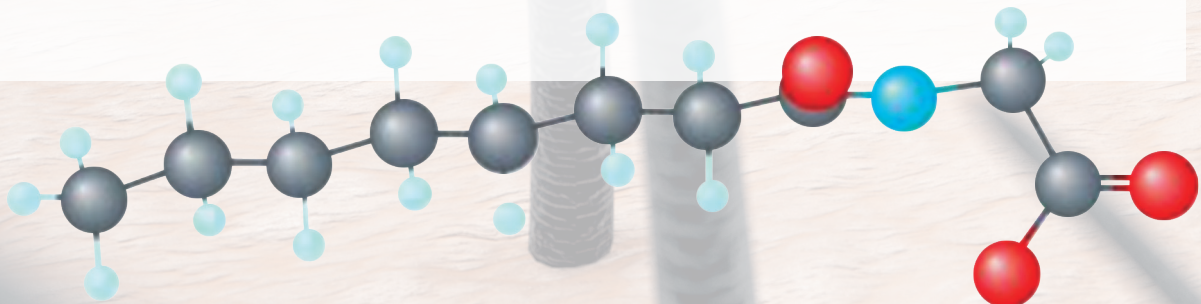
Structures naturally found in plants and humans. It is an amino acid and its role in the skin is particularly important since it is one of the major constituents of dermal structural protein.

OCTANOIC ACID

The Octanoic chain is commonly found in nature principally in coconut oil and other oils.

CAPRYLOYL GLYCINE

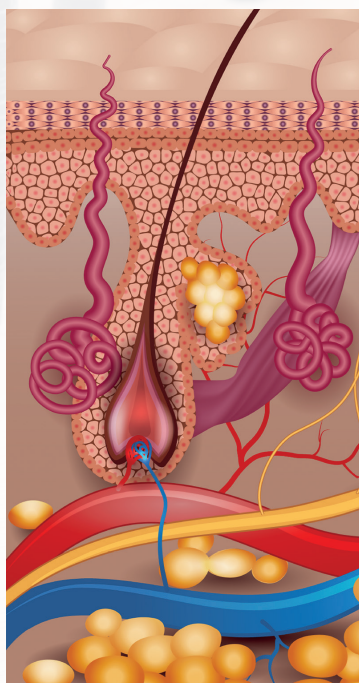
Thanks to its acidic structure, can help to keep the scalp in good health condition. It has anti-bacterial effect and oil control as well as eliminate odor-causing bacteria.



1. CAPRYLOYL GLYCINE



NON-ODOROUS GLANDS SECRETIONS



Malodorous compounds
(volatile fatty acids,
thioalcohols...)

Odor- Causing bacteria

- Corynebacteria
- Propionibacteria



Friendly bacteria

- Staphylococcus
epidermidis



Dandruff- Causing yeast

- Malassezia furfur



Capryloyl Glycine (+Xylitylglucoside+hexylene glycol)

1. CAPRYLOYL GLYCINE

Combined with

XYLITYLGLUCOSIDE

- Cellular Revitalizing sugar, essential to keep skin hydrated

HEXYLENE GLYCOL

- Purity vector facilitating the bioavailability in the skin

BENEFITS (Base on clinical test of raw material)

- Rebalances your skin microbiota to reduce scalp & skin disorders (unpleasant odors and irritation)
- Inhibits proliferation of germs responsible of oily, flaky skin and unpleasant odors
- Improves the state of capillary seborrheic dermatitis (squamae, sebum, redness).



2. SACCHARIDE ISOMERATE

Derived from dextrose monohydrate from maize kernels. Unique composition similar to that of the carbohydrate complex (NMF) found in human skin.

**"UNIQUE BINDING ENSURES
A MECHANISM FOR DEEP
HYDRATION"**

BENEFITS (Base on clinical test of raw material)

- Proven binding to amino acid lysine (free ϵ -amino groups) at the corneocytes
- Deep hydration for 72 hours
- Strengthens skin barrier function, repairs scalp barrier
- Improves a comfortable skin feeling & a healthy skin appearance.



3. DIHYDROAVENANTHRAMIDE D

Dihydroavenanthramide D is a stable version of Avenanthramide which has been long known for its anti-irritant and anti-itch properties.

Benefits (Base on clinical test of raw material)

- Dihydroavenanthramide D reduces itch on dandruff scalp in combination with anti-dandruff actives
- It reduces and soothes Itch sensation; Itchiness significantly reduced by 65% versus baseline
- It reduces redness; Erythema significantly reduced by 50% versus baseline
- It has Antioxidant efficacy
 - Protects the skin from daily aggressions and effects of premature aging
 - Attenuates the first steps of the inflammatory cascade by its radical scavenging activity

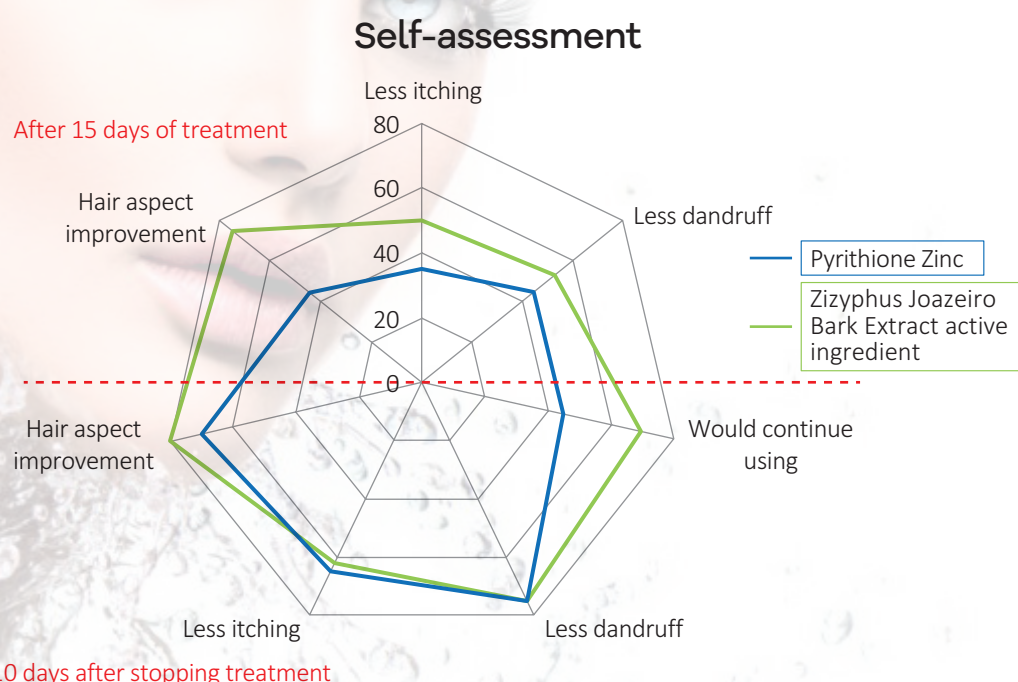
4. ZIZYPHUS JOAZEIRO BARK EXTRACT

Extract of *Zizyphus joazeiro*, is a traditionally used as anti-dandruff agent.

A saponin-rich natural active substance that rapidly eliminates dandruff, reduces irritation and itching soothing action. It is more effective than zinc pyrithione (reference chemical active substance) and acts more rapidly.

Benefits (Base on clinical test of raw material)

- Rapidly eliminates dandruff, with a 72-hour action
- Calms and soothes; anti-itching effect
- Regulates sebum secretion
- Restores the skin barrier



Globollys, *Zizyphus Joazeiro* Bark Extract active ingredient is more appreciated than Pyrithione Zinc

ELAINE PERINE



FACE WHITENING CREAM

Crevil
GERMANY

Crevil Cosmetics & Pharmaceuticals Germany GmbH, 81379 Munich, Germany. www.crevil.de